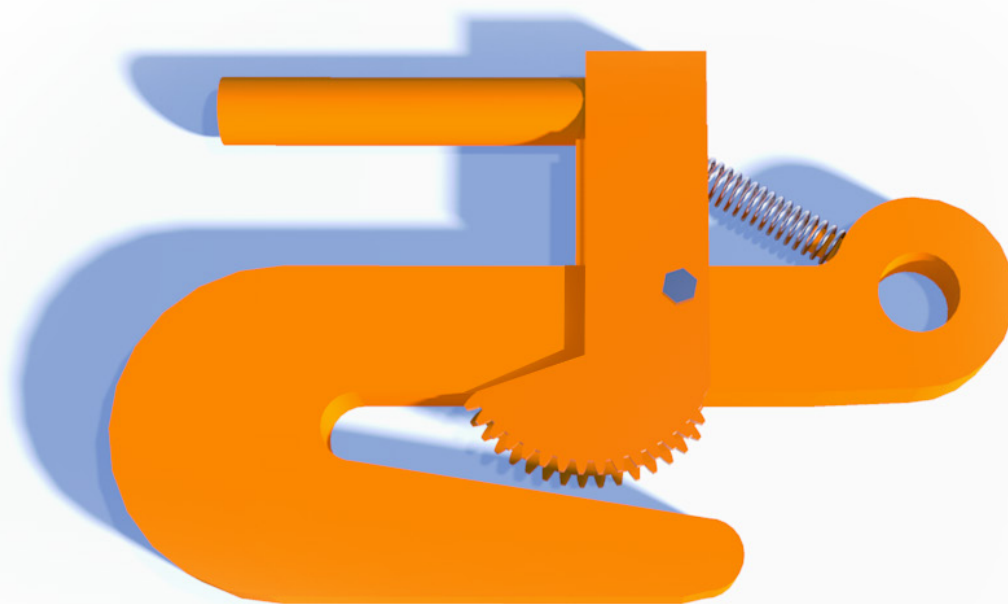




SPH Safety Pipe Hook Inspection



www.bilypugh.com

Excellence in offshore personnel safety

Visual inspection

- Check for wear
- Deformation
- Cracks or sharp nicks
- Modification
- Proper function including spring and handle

Inspection of fittings for deformation

- Any significant Permanent deformation or change in shape indicates that the safety pipe hook has been overloaded and must be removed from service.
- The throat openings should not be larger than is indicated on the spec. information provided.
- Any increase of these respective measurements indicates that the hook should be taken out of service.

Recommended procedure and specs

- Recommended sling angle 45 Deg. or less
- Billy Pugh Co. Pipe Hooks feature a spring loaded jaw to hold hook securely in place after rewman has attached hook to pipe/casing. This eliminates the need to hold hook to pipe while slack is removed.
- Billy Pugh Co. Pipe Hooks work equally well for pre-slung loads of casing.
- After casing is separated & unloaded on deck these hooks provide an excellent method of moving single joints around rig.
- Design factor of 6 to 1
- *DPT Hooks are designed for use with thread protectors still on casing.
- When using a safety pipe hook the employee shall visually inspect prior to use and also to ensure that the hook latch and assembly are working properly before lifting the load.
- Double check the weight of the load and make sure that the Safety pipe hooks combined safe working load exceeds the weight of the pipe.
- Inspect all safety pipe hooks immediately and remove from service all hooks that have a gap larger than the throat openings indicated.



SPH-05 SPH-04 SPH-03



DTP-002



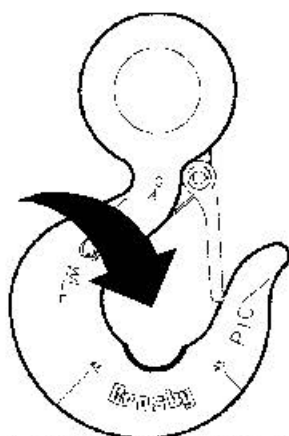
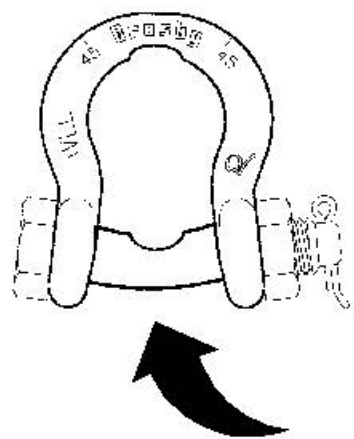
DTP-002N

- Include all safety pipe hooks in the rigs lifting gear register and ensure all lifting appliances are inspected in accordance with recommendations.
- A copy of the attached inspection data sheet showing maximum allowable clearance for safety hooks shall be available on board the rig.
- Existing Safety Pipe Hooks currently in use be replaced as they become unserviceable.

Models:	Mouth Opening:	Throat Opening:	**S.W.L. (throat):	**S.W.L. (tip):
SPH-03	1 1/2"	1 1/8"	5000 lbs.	1450 lbs.
SPH-04	2"	1 1/4"	7500 lbs.	2000 lbs.
SPH-05	2 3/8"	1 5/8"	14000 lbs.	4000 lbs.
*DTP-002	2"	2"	14000 lbs.	4000 lbs.
*DTP-002N	2 1/8"	2 1/8"	14000 lbs.	4000 lbs.

The following information from Crosby is applicable to our Safety Pipe Hooks as well.

INSPECTION OF FITTINGS WEAR



NO MORE THAN 10% WEAR IN MOST AREAS OF ANY SECTIONAL DIMENSION, MEASURE BY COMPARING TO A SECTION OF FITTING THAT HAS NO WEAR, OR TO THE CATALOG DIMENSIONS

MAKE SURE IDENTIFICATION IS LEGIBLE


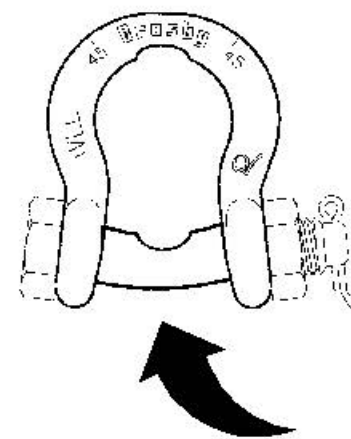
REFER TO API WORKBOOK PAGE 61

(POH545)

Copyright © 2001 The Crosby Group, Inc.
All Rights Reserved

theCrosbygroup, inc.

INSPECTION OF FITTINGS WEAR



NO MORE THAN 10% WEAR IN MOST AREAS OF ANY SECTIONAL DIMENSION, MEASURE BY COMPARING TO A SECTION OF FITTING THAT HAS NO WEAR, OR TO THE CATALOG DIMENSIONS

MAKE SURE IDENTIFICATION IS LEGIBLE

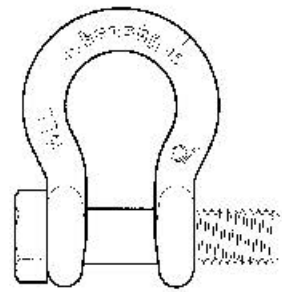
REFER TO API WORKBOOK PAGE 61

(POH545)

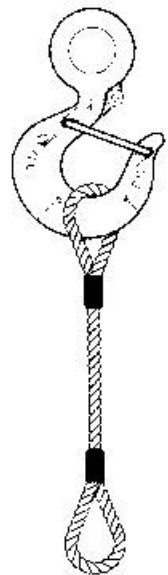
Copyright © 2001 The Crosby Group, Inc.
All Rights Reserved

theCrosbygroup, inc.

INSPECTION OF FITTINGS MODIFICATION



**BOLT
SUBSTITUTION**



WELDING OF HOOK

**ANY MODIFICATION OF ANY FITTING IS
CAUSE FOR REMOVAL FROM SERVICE:
WELDING OR HEATING
NO SUBSTITUTION OF PARTS
NO BENDING**

REFER TO API WORKBOOK PAGE 62

(POH547)

Copyright © 2001 The Crosby Group, Inc.
All Rights Reserved

theCrosbygroup, inc.

OVERHEAD LIFTING IS A SPECIAL EVENT. **RISK** IS
CREATED EVERY TIME WE LIFT A LOAD OFF THE
GROUND. **SPECIAL TOOLS, SPECIAL METHODS** AND
A **SPECIAL MINDSET** ARE REQUIRED.

Billy Pugh Co., Inc.
5878 Agnes Street
Corpus Christi, TX 78406

P.O. Box 802
Corpus Christi, TX 78403

(361) 884-9351
bpc@billypugh.com